



QUARTERLY REPORT OF REVENUE AND OTHER RECEIPTS  
As at the Quarter Ending June 30, 2023


Department : State Universities and Colleges (SUCs)  
Agency/Entity : Negros Oriental State University  
Operating Unit : < not applicable >  
Organization Code (UACS) : 08 072 000000  
Fund Cluster : 05 - Internally Generated Funds

Classification/Sources of Revenue and Other Receipts	UACS CODE	REVENUE TARGET (Annual) per BESF	Actual Revenue and Other Receipts Collections					Cumulative Remittance/Deposits to Date			Variance		Remarks
			1st Quarter Ending March 31	2nd Quarter Ending June 30	3rd Quarter Ending September 30	4th Quarter Ending December 31	Total	Remittance to BTr	Deposited with AGDB	Total	Amount	%	
			4	5	6	7	8=[(6+(-)7)-8+9]	9	10	11=(9+10)	12=(8-3)	13=(12/3)	
<b>Internally Generated Funds</b>		<b>342,005,000.00</b>	<b>50,976,387.60</b>	<b>20,987,308.48</b>	<b>0.00</b>	<b>0.00</b>	<b>71,963,696.08</b>	<b>0.00</b>	<b>71,963,696.08</b>	<b>71,963,696.08</b>	<b>(270,041,303.92)</b>	<b>-79 %</b>	
Revenue Collections		342,005,000.00	50,240,341.31	20,125,954.05	0.00	0.00	70,366,295.36	0.00	70,366,295.36	70,366,295.36	(271,638,704.64)	-79 %	
Cash Revenue		342,005,000.00	50,233,459.12	20,120,642.19	0.00	0.00	70,354,101.31	0.00	70,354,101.31	70,354,101.31	(271,650,898.69)	-79 %	
Not Applicable		342,005,000.00	50,233,459.12	20,120,642.19	0.00	0.00	70,354,101.31	0.00	70,354,101.31	70,354,101.31	(271,650,898.69)	-79 %	
Tuition Fees	4020201001	246,098,000.00	49,245,690.12	19,644,587.19	0.00	0.00	68,890,277.31	0.00	68,890,277.31	68,890,277.31	(177,207,722.69)	-72 %	
Income from Other Sources	4020201003	0.00	5,979.00	0.00	0.00	0.00	5,979.00	0.00	5,979.00	5,979.00	5,979.00	0 %	
Other School Fees	4020201099	95,907,000.00	981,790.00	476,055.00	0.00	0.00	1,457,845.00	0.00	1,457,845.00	1,457,845.00	(94,449,155.00)	-98 %	
Non-Cash Revenue		0.00	6,882.19	5,311.86	0.00	0.00	12,194.05	0.00	12,194.05	12,194.05	12,194.05	0 %	
Not Applicable		0.00	6,882.19	5,311.86	0.00	0.00	12,194.05	0.00	12,194.05	12,194.05	12,194.05	0 %	
Miscellaneous Income	4060999000	0.00	6,882.19	5,311.86	0.00	0.00	12,194.05	0.00	12,194.05	12,194.05	12,194.05	0 %	Savings due to Liquidated Damages
Non-Revenue Collections/Other Receipts		0.00	736,046.29	861,354.43	0.00	0.00	1,597,400.72	0.00	1,597,400.72	1,597,400.72	1,597,400.72	0 %	
Cash Receipts		0.00	736,046.29	861,354.43	0.00	0.00	1,597,400.72	0.00	1,597,400.72	1,597,400.72	1,597,400.72	0 %	
Not Applicable		0.00	736,046.29	861,354.43	0.00	0.00	1,597,400.72	0.00	1,597,400.72	1,597,400.72	1,597,400.72	0 %	
Receivables - Disallowances/Charges	1030501000	0.00	533,583.90	521,526.06	0.00	0.00	1,055,109.96	0.00	1,055,109.96	1,055,109.96	1,055,109.96	0 %	Payments received from Disallowances Return of Cash
Due from Officers and Employees	1030502000	0.00	0.00	329.05	0.00	0.00	329.05	0.00	329.05	329.05	329.05	0 %	Advances for Special Activities Return of Cash
Advances for Special Disbursing Officer	1990103000	0.00	36,144.25	136,645.58	0.00	0.00	172,789.83	0.00	172,789.83	172,789.83	172,789.83	0 %	Advances for Special Activities Return of Cash
Advances to Officers and Employees	1990104000	0.00	67,354.76	31,315.46	0.00	0.00	98,670.22	0.00	98,670.22	98,670.22	98,670.22	0 %	Advances for Travels Return of Prior Year
Government Equity	3010101000	0.00	34,094.30	0.00	0.00	0.00	34,094.30	0.00	34,094.30	34,094.30	34,094.30	0 %	Expenses Overpayments and unclaimed dues
Water Expenses	5020401000	0.00	22,173.00	9,615.82	0.00	0.00	31,788.82	0.00	31,788.82	31,788.82	31,788.82	0 %	Share in water consumption of contractors and tenants
Electricity Expenses	5020402000	0.00	36,200.08	154,146.46	0.00	0.00	190,346.54	0.00	190,346.54	190,346.54	190,346.54	0 %	Share in electricity consumption of contractors and tenants
Labor and Wages	5021601000	0.00	6,496.00	7,776.00	0.00	0.00	14,272.00	0.00	14,272.00	14,272.00	14,272.00	0 %	Return of Job Orders' Salary
<b>GRAND TOTAL</b>		<b>342,005,000.00</b>	<b>50,976,387.60</b>	<b>20,987,308.48</b>	<b>0.00</b>	<b>0.00</b>	<b>71,963,696.08</b>	<b>0.00</b>	<b>71,963,696.08</b>	<b>71,963,696.08</b>	<b>(270,041,303.92)</b>	<b>-79 %</b>	

This report was generated using the Unified Reporting System on July 20, 2023 3:56 PM; Status : SUBMITTED

Certified Correct:  
  
MAURICE ANAVER B. DORDADO, CPA  
University Chief Accountant  
Date: July 20, 2023 03:54 PM

Recommending Approval By:  
  
RENÉ BOY A. CATUBIG, CPA  
Chief Administrative Officer-Finance  
Date: July 20, 2023 03:54 PM

Approved By:  
  
FOR. JOE P. LIMSON, PH.D.  
University President  
Date: July 20, 2023 03:55 PM

This report was generated using the Unified Reporting System on July 20, 2023 3:56 PM; Status : SUBMITTED




**QUARTERLY REPORT OF REVENUE AND OTHER RECEIPTS**  
As at the Quarter Ending June 30, 2023


Department : State Universities and Colleges (SUCs)  
 Agency/Entity : Negros Oriental State University  
 Operating Unit : < not applicable >  
 Organization Code (UACS) : 08 072 000000  
 Fund Cluster : 06 - Business Related Funds

Classification/Sources of Revenue and Other Receipts	UACS CODE	REVENUE TARGET (Annual) per BESF	Actual Revenue and Other Receipts Collections					Cumulative Remittance/Deposits to Date			Variance		Remarks
			1st Quarter Ending March 31	2nd Quarter Ending June 30	3rd Quarter Ending September 30	4th Quarter Ending December 31	Total	Remittance to BTr	Deposited with AGDB	Total	Amount	%	
1	2	3	4	5	6	7	8=[(6+(-)7)-8+9]	9	10	11=(9+10)	12=(8-3)	13=(12/3)	14
<b>Business Related Funds</b>		6,370,000.00	556,799.80	586,828.60	0.00	0.00	1,143,628.40	0.00	1,143,628.40	1,143,628.40	(5,226,371.60)	-82 %	
Revenue Collections		6,370,000.00	556,799.80	586,828.60	0.00	0.00	1,143,628.40	0.00	1,143,628.40	1,143,628.40	(5,226,371.60)	-82 %	
Cash Revenue		6,370,000.00	556,799.80	586,828.60	0.00	0.00	1,143,628.40	0.00	1,143,628.40	1,143,628.40	(5,226,371.60)	-82 %	
Not Applicable		6,370,000.00	556,799.80	586,828.60	0.00	0.00	1,143,628.40	0.00	1,143,628.40	1,143,628.40	(5,226,371.60)	-82 %	
Other Business Income	4020299099	6,370,000.00	556,799.80	586,828.60	0.00	0.00	1,143,628.40	0.00	1,143,628.40	1,143,628.40	(5,226,371.60)	-82 %	
<b>GRAND TOTAL</b>		6,370,000.00	556,799.80	586,828.60	0.00	0.00	1,143,628.40	0.00	1,143,628.40	1,143,628.40	(5,226,371.60)	-82 %	


Certified Correct:

  
 MAURICE ANAVER B. DORDADO, CPA  
 University Chief Accountant  
 Date: July 20, 2023 03:54 PM

Recommending Approval By:

  
 RENE BOY A. CATUBIG, CPA  
 Chief Administrative Officer-Finance  
 Date: July 20, 2023 03:54 PM

Approved By:

**FOR**   
 JOEL P. LIMSON, PH.D.  
 University President  
 Date: July 20, 2023 03:55 PM

**QUARTERLY REPORT OF REVENUE AND OTHER RECEIPTS**  
As at the Quarter Ending June 30, 2023


Department : State Universities and Colleges (SUCs)  
 Agency/Entity : Negros Oriental State University  
 Operating Unit : < not applicable >  
 Organization Code (UACS) : 08 072 0000000  
 Fund Cluster : 07 - Trust Receipts

Classification/Sources of Revenue and Other Receipts	UACS CODE	REVENUE TARGET (Annual) per BESF	Actual Revenue and Other Receipts Collections					Cumulative Remittance/Deposits to Date			Variance		Remarks
			1st Quarter Ending March 31	2nd Quarter Ending June 30	3rd Quarter Ending September 30	4th Quarter Ending December 31	Total	Remittance to BTr	Deposited with AGDB	Total	Amount	%	
1	2	3	4	5	6	7	8=[(6+(-)7)-8+6]	9	10	11=(9+10)	12=(8-3)	13=(12/3)	14
<b>Trust Receipts</b>		1,600,000.00	175,000.00	225,000.00	0.00	0.00	400,000.00	0.00	400,000.00	400,000.00	(1,200,000.00)	-75 %	
Trust Receipts Deposited with Authorized Government Depository Banks (AGDB)		1,600,000.00	175,000.00	225,000.00	0.00	0.00	400,000.00	0.00	400,000.00	400,000.00	(1,200,000.00)	-75 %	
Trust receipts for Funded Projects, Scholarship Grants, proceeds for sale of bid documents and others from government units, contractors, and other private organizations		1,600,000.00	175,000.00	225,000.00	0.00	0.00	400,000.00	0.00	400,000.00	400,000.00	(1,200,000.00)	-75 %	
<b>GRAND TOTAL</b>		1,600,000.00	175,000.00	225,000.00	0.00	0.00	400,000.00	0.00	400,000.00	400,000.00	(1,200,000.00)	-75 %	


Certified Correct:

  
 MAURICE ANAVER B. DORDADO, CPA  
 University Chief Accountant  
 Date: July 20, 2023 03:54 PM

Recommending Approval By:

  
 RENÉ BOY A. CATUBIG, CPA  
 Chief Administrative Officer-Finance  
 Date: July 20, 2023 03:54 PM

Approved By:

**FOR.**   
 JOEL P. LIMSON, PH.D.  
 University President  
 Date: July 20, 2023 03:55 PM